

ZEBRA SE96X

MID TO LONG-RANGE MINIATURE 1-D BAR CODE SCAN ENGINE

BEST-IN-CLASS 1-D SCANNING PERFORMANCE AND SCANNING RANGE

When you choose the SE96X for 1-D scanning in your products, you choose the new benchmark in 1-D scanning. The SE96X packs the largest feature set into one of the smallest engines available, creating an engine that offers best-in-class scanning performance, scanning range, application flexibility, reliability and durability. Our patented Adaptive Scanning technology automatically toggles between a wide and narrow scan angle until a bar code is detected, allowing users to zoom in on bar codes as far as 15 ft./4.5 m and zoom out to capture bar codes at near contact ' the widest working range in this class. While workers can scan at longer distances, it may be difficult to see the scan line on a bar code many feet away. Enhanced Aim takes care of this issue by automatically switching between a scan line and a highly visible aiming dot (SE965 only). Low power consumption helps your products conserve battery power for full extended use. And the ability to continuously scan bar codes with a single trigger pull is ideal for conveyor belt and pick-list applications (SE965 only). The result is an engine that can increase the performance and functionality of your existing product line and open the door for the development of new products, new applications and new markets.

HELP YOUR CUSTOMERS INCREASE THE PRODUCTIVITY OF THEIR WORKFORCE

Adaptive scanning, aggressive scanning performance and a wide working range work hand-in-hand to enable the rapid and accurate scanning of bar codes workers need to improve productivity. Workers enjoy first time every time dependable scanning on any 1-D bar code, regardless of lighting.

EASY INTEGRATION INTO YOUR OEM PRODUCTS

Since the tiny SE96X is the size of a sugar cube, it can fit into the most space constrained products for superior product design flexibility. In addition, you can cost-effectively upgrade your products to offer better 1-D scanning performance over a much greater range ' you can easily swap existing SE95X scan engines with the new SE96X, without changing your existing opto-mechanical or electrical design. We also provide a suite of tools to assist you with integration, from a detailed Integration Guide to Developers Kits. And for many OEM customers, the regulatory process will be shorter, thanks to built-in fault protection mechanisms and laser safety testing that has already been performed.*

UNMATCHED DURABILITY AND A LIFETIME WARRANTY

A unique combination of features provides worry-free scanning capability for you and your customers while your products remain in the field, providing a low total cost of ownership (TCO) for your customers. The patented Liquid Polymer scan engine is frictionless and will not wear out. The patented die cast chassis delivers the industry's best rating for reliability ' dependable operation, even after a shock as great as 2,000Gs. And we're so confident that we've built the SE96X to last, we offer a lifetime warranty on the motor, protecting your margins and your profitability.

PROVEN TECHNOLOGY YOU CAN COUNT ON

When you choose the SE96X, you get the peace of mind that comes from choosing superior, well-tested technology. Every day, all around the world, our OEM products power millions of devices in thousands of applications across industries. You enjoy award-winning data capture technology, ease of integration, high reliability and superior

FEATURES

Large working range from near contact to 200 in./508 cm

Meets the needs of a wide range of markets and applications

Small and lightweight

Easy integration into product designs; fits in the smallest and most space constrained products

Adaptive scanning

Automatically optimizes scanning parameters to create an extraordinary extended working range for easy scanning of bar codes that are near and far

104 scans per second

Aggressive performance and accurate capture of all bar codes ' even damaged and poor quality; increases productivity and accuracy in customer applications

Patented Liquid Polymer scan element with lifetime warranty

Eliminates friction and wear for superior durability and reliability

Die cast zinc chassis and single board construction

Shock rating of 2,000G for outstanding durability

Programmable scan angle

Provides additional flexibility ' easily and cost-effectively customize products for specific applications and customers

performance you need to enable the rapid yet cost-effective design of high-quality solutions that meet the needs of your customers ' and improve your margins.

For more information on how you can put world-class flexible 1-D scanning into your product designs and reduce your time and development cost, visit www.zebra.com/se96x or access our global contact directory at www.zebra.com/contact

SE96X DECODE ZONE

Low power consumption

Increases battery life in mobile devices; helps achieve full shift use with a single battery charge

Bright scan line and enhanced aim mode

Provides intuitive easy scanning across the entire working range

Flash upgradable

Easy to upgrade software; extends the lifecycle of your products

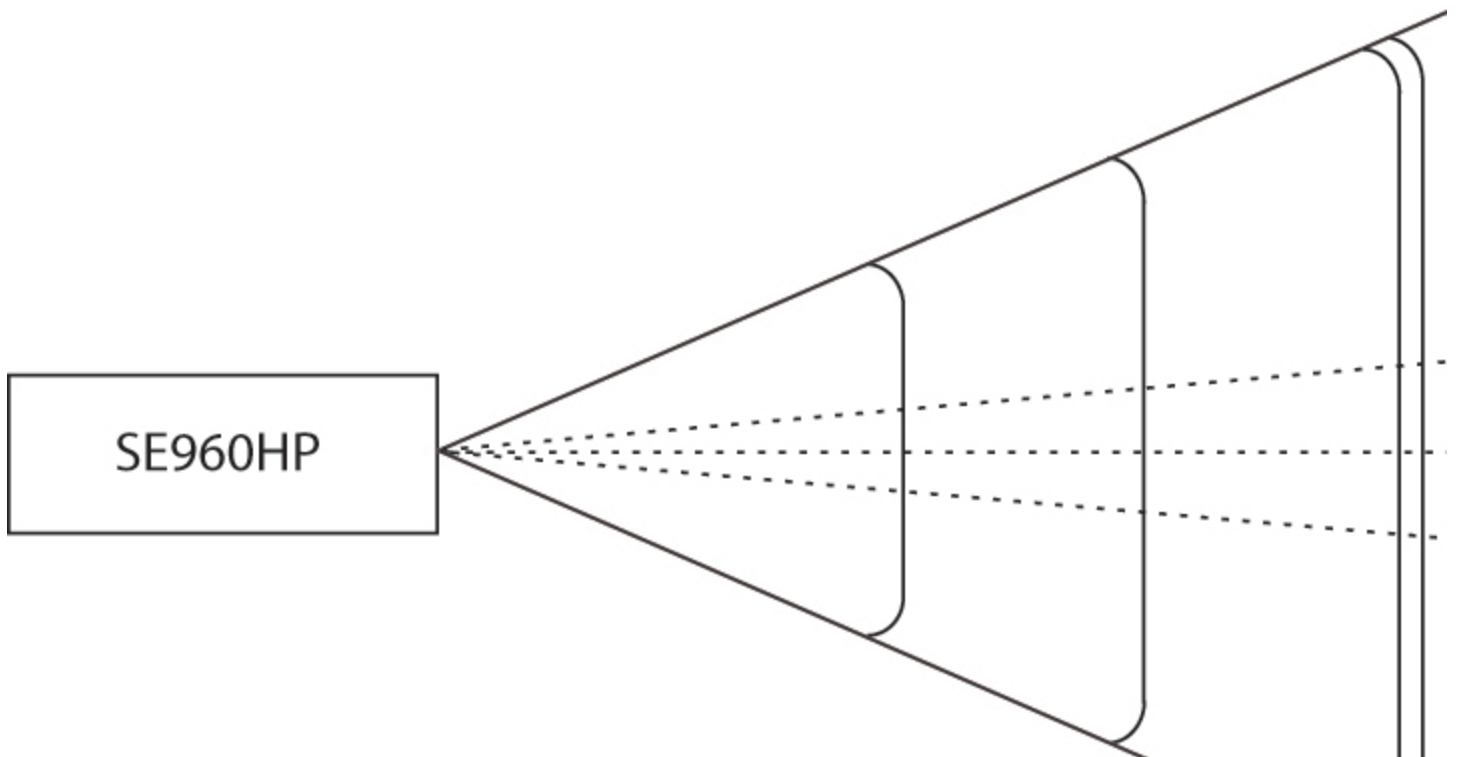
Built-in remote system performance monitoring


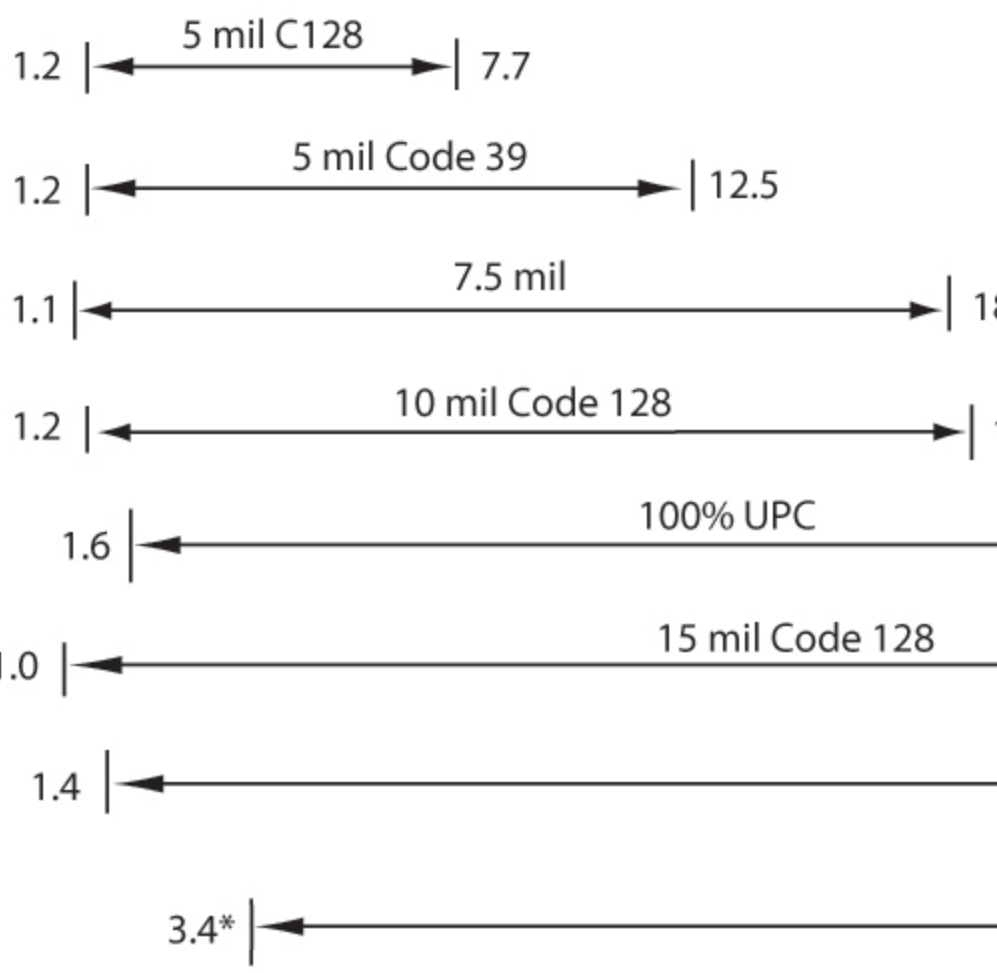
Provides remote access to scan engine statistics for easy remote management

RoHS compliant

Meets RoHS requirements

Note: Typical performance at 73.4° F (23° C)
on high quality symbols.





*Minimum distance determined by sym

**Distances achieved using adaptive sci

* Note: The SE-965HP will meet the requirements for a Class 2 laser product to IEC/EN60825-1 under all operating and single-fault failure conditions when the end product meets the labeling and user information requirements called out in IEC/EN60825-1.

SPECIFICATIONS

PHYSICAL CHARACTERISTICS		PERFORMANCE CHARACTERISTICS	
Dimensions	0.46 in. H x 0.85 in. W x 0.61 in. D 11.75 mm H x 21.6 mm W x 15.5 mm D	Scan Angle	Wide (default): 47° (typical) Medium: 35° (typical) Narrow: 10° (typical)
Weight	0.27 oz./7.6 g		Note: The SE96X scan engine does not require margin on either side of the bar code to decode. The 47° scan line provides identical scanning performance to older scan engines with a scan line of 53°.
Configuration	Undecoded (SE960) Decoded (SE965)		
Interface	SE960: DPB and I ² C control on a 10-pin ZIF connector SE965: SSI Control over TTL Serial on a 12-pin ZIF connector		
		Skew Tolerance	±40° from normal
		Pitch Tolerance	±65° from normal
		Roll Tolerance	±35° from vertical
		Specular Dead Zone	±8°
		Optical Resolution	0.005 in. minimum element width
		Scan Repetition Rate	104 (± 12) scans/sec (bidirectional)
		Print Contrast	Minimum 25% absolute dark/light reflectance measured at 650 nm
USER ENVIRONMENT		REGULATORY	
Ambient Lighting Tolerance	Tolerant to typical artificial indoor and natural outdoor (direct sunlight) lighting conditions. Fluorescent, Incandescent, Mercury Vapor, Sodium Vapor, LED ⁵ : 450 Ft Candles (4,844 Lux) Sunlight: 8000 Ft Candles (86,111 Lux)	Laser Classification	Intended for use in CDRH Class II/ IEC Class 2 devices
Operating Temperature	-22° F to 140° F/ -30° C to 60° C	Electrical Safety	UL 60950-1; EN/IEC 60950-1; EN/IEC 60825-1
Storage Temperature	-40° F to 158° F/-40° C to 70° C	EMI/RFI	EMI- FCC Part 15 Class B, ICES-003 Class B, CISPR Class B, Japan VCCI Class B
Humidity	95% RH, non-condensing	Environmental	RoHS Compliant
Shock Rating	2000 G		
Power	SE960: Input Voltage: 3.3 VDC ±0.3 VDC Input Current: 76 mA typical Standby Current: 12 A typical Vcc Noise Level: 100 mV peak to peak max SE965: Input Voltage: 3.3 VDC ±0.3 VDC Input Current: 78 mA typical Standby Current: 25 A typical Vcc Noise Level: 100 mV peak to peak max		
Laser Power (at 650 nm)	Scanning mode: 1.7mW (nominal peak power) Aiming mode: 0.67 mW		

SE96X DECODE DISTANCES IN ADAPTIVE MODE^{2,4}

SYMBOL DENSITY/ BAR CODE TYPE/ W-N RATIO	BAR CODE CONTENT/ CONTRAST (NOTE 1)	TYPICAL WORKING RANGES	
		NEAR	FAR
5.0 mil Code 128	1234 80% MRD	1.20 in 3.05 cm	7.70 in 19.56 cm
5.0 mil Code 39; 2.5:1	ABCDEFGH 80% MRD	1.20 in 3.05 cm	12.50 in 31.75 cm
7.5 mil Code 39; 2.5:1	ABCDEF 80% MRD	1.10 in 2.79 cm	18.50 in 46.99 cm
10 mil Code 128	1234 80% MRD	1.20 in 3.05 cm Note 3	19.00 in 48.26 cm
13 mil 100% UPC	12345678905 90% MRD	1.60 in 4.06 cm	27.00 in 68.58 cm
15 mil Code 128	1234 80% MRD	1.00 in 2.54 cm Note 3	29.50 in 74.93 cm
20 mil Code 39; 2.2:1	123 80% MRD	1.40 in 3.56 cm Note 3	52.00 in 132.08 cm
55 mil Code 39; 2.2:1	CD 80% MRD	3.40 in 8.64 cm Note 3	100.00 in 254.00 cm
100 mil Code 39; 3.0:1 reflective	123456 80% MRD	2 ft 60.96 cm Note 3	17 ft 518.16 cm

Notes:

1. CONTRAST measured as Mean Reflective Difference (MRD) at 650 nm.
2. Working range specifications at ambient temperature (23°C), Photographic quality symbols. pitch=10°, roll=0°, skew=0°, ambient light < 150 ft-candles using Symbol or equivalent decoder.
3. Dependent on width of bar code.
4. Distances measured from front edge of chassis.
5. LED lighting with high AC ripple content can impact scanning performance



ZEBRA

Part number: PSS-SE96X-A. Printed in USA 04/15. ©2015 ZIH Corp. ZEBRA, the Zebra head graphic and Zebra Technologies logo are trademarks of ZIH Corp, registered in many jurisdictions worldwide. All rights reserved. All other trademarks are the property of their respective owners.