

Technical Accessory Guides (TAGs)

For Associates, Resellers, ISVs and Alliance Partners

Global



Version: Active-Only

Will only show products that are known to be available for sale

Need to provide an update or change?
Contact <mailto:pgw786@zebra.com>



For Internal Use by
PartnerConnect Members Only



RS6100 Series Technical Accessory Guide



NOTE: This document is only for general reference. Solutions Pathway and related PMBs should be used for product availability, pricing, and final solution selection.



* Zebra does not endorse or specifically recommend any **third-party products, accessories, or hardware**. ZEBRA DISCLAIMS ANY AND ALL LIABILITY, INCLUDING ANY EXPRESS OR IMPLIED WARRANTIES, WHETHER ORAL OR WRITTEN, FOR SUCH THIRD PARTY PRODUCTS, ACCESSORIES, OR HARDWARE. THE CUSTOMER ACKNOWLEDGES THAT NO REPRESENTATION HAS BEEN MADE BY ZEBRA AS TO THE FITNESS OF THE THIRD-PARTY PRODUCTS, ACCESSORIES, OR HARDWARE FOR THE CUSTOMER'S INTENDED PURPOSE.

Cradles/Charging

Part Number	Picture	Description	Notes	Required Items
CRD-RS61-4SCHG-01		4-Slot Charging ShareCradle	<ul style="list-style-type: none"> ▶ Will charge up to 4 RS6100 units. ▶ NOTE: Requires trigger assembly with charge contacts to be attached to RS6100. The charge contacts are part of the trigger assembly. If trigger assembly will be removed in between use, recommend using 8-Slot Battery Charger (SAC-RS51-8SCHG-01) instead. 	<ul style="list-style-type: none"> ▶ Power Supply (PWR-BGA12V50W0WWW) ▶ DC Line Cord (CBL-DC-388A1-01) ▶ AC Line Cord (23844-00-00R or country specific version)
CRD-RS61-20SCHG-01		20-Slot Charging ShareCradle	<ul style="list-style-type: none"> ▶ Will charge up to 20 RS6100 units. ▶ Can be racked/ mounted in a standard 19 inch rack system via the mounting accessory (BRKT-SCRD-SMRK-01). ▶ NOTE: Requires trigger assembly with charge contacts to be attached to RS6100. The charge contacts are part of the trigger assembly. If trigger assembly will be removed in between use, recommend using 8-Slot Battery Charger (SAC-RS51-8SCHG-01) instead. 	<ul style="list-style-type: none"> ▶ Power Supply (PWR-BGA12V108W0WWW) ▶ DC Line Cord (CBL-DC-388A1-01) ▶ AC Line Cord (23844-00-00R or country specific version)
SAC-RS51-8SCHG-01		8-Slot Battery Charger	<ul style="list-style-type: none"> ▶ Will charge up to 8 spare batteries. 	<ul style="list-style-type: none"> ▶ Power Supply (PWR-BGA12V50W0WWW) ▶ DC Line Cord (CBL-DC-388A1-01) ▶ AC Line Cord (23844-00-00R or country specific version)
KT-RS51-8SAC-PS-CB		8-Slot Battery Charger KIT	<ul style="list-style-type: none"> ▶ Will charge up to 8 spare batteries. ▶ Kit includes: <ul style="list-style-type: none"> - 8-Slot Battery Charger (SAC-RS51-8SCHG-01) - Power Supply (PWR-BGA12V50W0WWW) - DC Line Cord (CBL-DC-388A1-01) - AC Line Cord (23844-00-00R) ▶ NOTE: This is a custom product. Please work with your Zebra representative to open a Custom Product Request (CPR) if you would like to order this item. 	

<p>SAC-RS51-40SCHG-01</p>		<p>40-Slot Battery Charger</p>	<ul style="list-style-type: none"> ▶ Will charge up to 40 spare batteries. ▶ Can be racked/ mounted in a standard 19 inch rack system via the mounting accessory (BRKT-SCRD-SMRK-01). 	<ul style="list-style-type: none"> ▶ Power Supply (PWR-BGA12V108W0WW) ▶ DC Line Cord (CBL-DC-381A1-01) ▶ AC Line Cord (23844-00-00R or country specific version)
<p>BRKT-SCRD-SMRK-01</p>		<p>Multi-Slot Wall/Rack Mount Bracket</p>	<ul style="list-style-type: none"> ▶ Allows for rack and wall mounting of one 20-Slot Charging Cradle or 40-Slot Spare Battery Charger. Also can be used to mount up to four 4-Slot Chargers or 8-Slot Battery Chargers ▶ Bracket can be mounted on standard 19" network rack or on a wall. ▶ Cable routing slots & removable power supply holder tray. ▶ Adjustable tabs & screw mounts for easy hanging/installation. ▶ Adjustable orientations - horizontal, vertical, angled. ▶ See the Bluetooth-Generic Accessories TAG for info on 3rd party Network Racks that can be used for mounting this bracket. 	
<p>ADP-TC7X-PLT-FX</p>		<p>5-Slot ShareCradle Mounting Bracket Adapter Plate for Honeywell</p>	<ul style="list-style-type: none"> ▶ Allows Zebra Multi-Slot ShareCradles to be mounted on legacy Honeywell Flex Cradle Wall Mount Brackets (HON SKU #203-641-002). ▶ Includes hardware to attach plate to HON wall bracket and secure ShareCradle to plate. ▶ NOTE: This is a custom product. Please work with your Zebra representative to open a Custom Product Request (CPR) if you would like to order this item. 	
<p>STB3678-C100F3WW STB3678-C100F3CN (for use in mainland China only)</p>		<p>Communication Cradle</p>	<ul style="list-style-type: none"> ▶ Allows RS6100 to be easily connected with hosts that do not have a Bluetooth radio for direct communication. ▶ Pairing barcode on Cradle is scanned to instantly pair with the RS6100. ▶ Up to 7 scanners can be paired per cradle. 	<ul style="list-style-type: none"> ▶ Host communication cable and possibly a power supply depending on the host cable type. See 36XX Series Scanner accessory document for cable and power supply options
<p>FLB3678-C100F3WW FLB3678-C100F3CN (for use in mainland China only)</p>		<p>Sealed Communication Cradle</p>	<ul style="list-style-type: none"> ▶ Allows RS6100 to be easily connected with hosts that do not have a Bluetooth radio for direct communication. ▶ Pairing barcode on Cradle is scanned to instantly pair with the RS6100. ▶ IP65 sealed for installations requiring wash-down (i.e. forklift installations). ▶ Up to 7 scanners can be paired per cradle. 	<ul style="list-style-type: none"> ▶ Host communication cable and possibly a power supply depending on the host cable type. See 36XX Series Scanner accessory document for cable and power supply options







Communication Cables



Part Number	Picture	Description	Notes	Required Items
CBL-TC5X-USBC2A-01		USB-C cable	<ul style="list-style-type: none"> ▶ Cable can be used to charge and communicate to RS6100 units with Double Trigger Assembly with USB-C port (SG-RS51-TRGDU-01). ▶ USB-A to USB-C cable ▶ Cable length is 1M (~3.25 ft.) 	For charging via AC Wall Outlet: USB Power Adapter (PWR-WUA5V12W0US - or country specific version)
3rd party *		USB-C cable	<ul style="list-style-type: none"> ▶ Cable can be used to charge and communicate to RS6100 units with Double Trigger Assembly with USB-C port (SG-RS51-TRGDU-01). 	For charging via AC Wall Outlet: USB Power Adapter (PWR-WUA5V12W0US - or country specific version)

Soft Goods - Finger Mount Configuration



Part Number	Picture	Description	Notes	Required Items
SG-RS51-TRGSS-02		Trigger Assembly - Single Sided Trigger	<ul style="list-style-type: none"> ▶ Provides a single large trigger button that can be rotated to be used with left or right handed operation. ▶ Trigger can be switched from right hand to left hand triggering by removing trigger assembly and re-installing in opposite orientation. ▶ Provides large sized trigger button. ▶ Charge contacts on assembly allow RS6100 to be inserted into 4-Slot Charging ShareCradle. ▶ Assembly includes: <ul style="list-style-type: none"> - one Single Sided Trigger (SG-RS51-TRGSNG-01) - single Strap for Single Trigger configuration (SG-RS51-STRPNY-10) - single Comfort Pad for Single Trigger assembly (SG-RS51-CMPD-01) - Stop screw (48-261663-01) that can be optionally used to prevent the trigger from being removed. ▶ Trigger's Strap has thicker metal U pin which provides increased pull force vs. SG-RS51-TRGSS-01. 	



<p>SG-RS51-TRGDS-01</p>		<p>Trigger Assembly - Double Sided Trigger</p>	<ul style="list-style-type: none"> ▶ Provides two medium size trigger buttons - one on left and one on right side. ▶ Charge contacts on assembly allow RS6100 to be inserted into 4-Slot Charging ShareCradle. ▶ Trigger uses double rubber arm finger band. This finger-band is designed to be used bare-fingered or with lightweight gloves. The Single Sided Trigger is recommended if heavier weight gloves will be used. 	
<p>SG-RS51-TRGDV-01</p>		<p>Trigger Assembly - Double Sided Trigger with Vibrator option</p>	<ul style="list-style-type: none"> ▶ Provides two medium size trigger buttons - one on left and one on right side. ▶ Charge contacts on assembly allow RS6100 to be inserted into 4-Slot Charging ShareCradle. ▶ Vibrator provides haptic feedback to user. ▶ Trigger uses double rubber arm finger band. This finger-band is designed to be used bare-fingered or with lightweight gloves. The Single Sided Trigger is recommended if heavier weight gloves will be used. 	
<p>SG-RS51-TRGDU-01</p>		<p>Trigger Assembly - Double Sided Trigger with USB-C port option</p>	<ul style="list-style-type: none"> ▶ Provides two medium size trigger buttons - one on left and one on right side. ▶ Charge contacts on assembly allow RS6100 to be inserted into 4-Slot Charging ShareCradle. ▶ USB-C port on assembly allows RS6100 to be charged via USB cable and also allows for programming using Zebra 123Scan application. ▶ Trigger uses double rubber arm finger band. This finger-band is designed to be used bare-fingered or with lightweight gloves. The Single Sided Trigger is recommended if heavier weight gloves will be used. 	

SG-RS51-CMPD-05		Replacement Comfort Pad for Single Trigger assembly (pack of 5)	► Comfort Pad is used with Single Trigger RS6100 configurations.	
SG-RS51-STRPN2-10		Replacement Straps for Single Trigger configuration (pack of 10)	► Use with Single Trigger RS6100 configurations. ► Nylon material. ► Strap has thicker metal U pin which provides increased pull force vs. SG-RS51-STRPNY-10.	

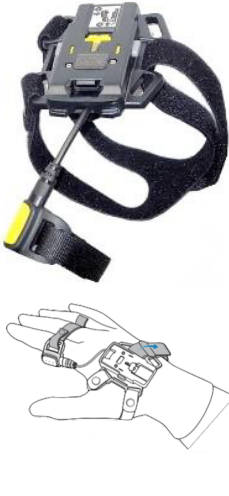
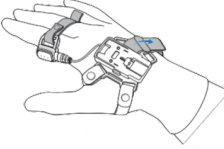



Soft Goods - Back of Hand Mount Configuration










Part Number	Picture	Description	Notes	Required Items
SG-RS5X6-BHMT-01		Trigger Assembly - Back of Hand Mount	<ul style="list-style-type: none"> ► Allows RS6100 to be worn on the back of hand and provides remote finger trigger ► Mount is not a glove. Can be worn without gloves or over standard, low-cost gloves. ► Durable materials which resists wear - only the wrist strap is fabric. ► Long trigger lifecycle (millions of presses). ► One-size-fits-all and ambidextrous. ► Includes Strap for Back of Hand Mount, MEDIUM size (SG-RS51-BHSTP-01). ► NOTE: Does not include charge contacts on assembly, therefore not compatible with 4-Slot Charging ShareCradle (CRD-RS61-4SCHG-01). Use 8-Slot Battery Charger (SAC-RS51-8SCHG-01) or 40-Slot Battery Charger (SAC-RS51-40SCHG-01) instead. 	



SG-RS51-BHSTP-01		Strap for Back of Hand Mount, MEDIUM size	<ul style="list-style-type: none"> ▶ Replaces the strap that is included with the Back of Hand Mount (SG-RS5X6-BHMT-01) ▶ Length of strap is 10.25" ▶ Has black colored snaps 	
SG-RS51-BHSTLG-01		Strap for Back of Hand Mount, LARGE size	<ul style="list-style-type: none"> ▶ Alternate strap that can be used with the Back of Hand Mount (SG-RS5X6-BHMT-01) ▶ Length of strap is 12.25" ▶ Has yellow colored snaps 	
Soft Goods - Back of Hand Mount Configuration for Low Temperature operations (typically used for freezer/cold storage operations down to -30°C/-22°F)				
Part Number	Picture	Description	Notes	Required Items





<p>SG-RS5X6-BHMTX-01</p>		<p>Trigger Assembly - Back of Hand Mount for Low Temperature Operations</p>  	<ul style="list-style-type: none"> ▶ Allows RS6100 to be worn on the back of hand and provides remote finger trigger. ▶ Mount is designed to be worn over large, heavy duty gloves (i.e. for use in cold climates) ▶ Uses Velcro strap on finger mount. ▶ Long trigger lifecycle (millions of presses). ▶ Ambidextrous use for right or left hand. ▶ Includes Strap for Back of Hand Mount, X-LARGE size (SG-RS5X6-BHSTX-01) and Velcro Finger Strap, SMALL size (SG-RS5X6-BHFSS-01). ▶ NOTE: Does not include charge contacts on assembly, therefore not compatible with 4-Slot Charging ShareCradle (CRD-RS61-4SCHG-01). Use 8-Slot Battery Charger (SAC-RS51-8SCHG-01) or 40-Slot Battery Charger (SAC-RS51-40SCHG-01) instead. 	
<p>SG-RS5X6-BHSTX-01</p>		<p>Strap for Back of Hand Mount, X-LARGE size</p>	<ul style="list-style-type: none"> ▶ Replaces the strap that is included with the Back of Hand Mount for Low Temperature Operations (SG-RS5X6-BHMTX-01). ▶ Length of strap is 14" ▶ Has black colored snaps 	
<p>SG-RS5X6-BHFSS-10</p>		<p>Finger Strap for Low Temperature Back of Hand Mount, SMALL size - for Single Finger (pack of 10)</p>	<ul style="list-style-type: none"> ▶ Replaces the finger strap that is included with the Back of Hand Mount for Low Temperature Operations (SG-RS5X6-BHMTX-01). ▶ This finger strap size is typically used when wearing the finger trigger on one heavily gloved finger. ▶ Length of strap is 8" 	

<p>SG-RS5X6-BHFSM-10</p>		<p>Finger Strap for Low Temperature Back of Hand Mount, MEDIUM size - for Two Fingers (pack of 10)</p>	<ul style="list-style-type: none"> ▶ Alternate finger strap that can be used with the Back of Hand Mount for Low Temperature Operations (SG-RS5X6-BHMTX-01). ▶ This finger strap size is typically used when wearing the finger trigger on two heavily gloved fingers. ▶ Length of strap is approximately 11" 	
<p>SG-RS5X6-BHFSX-10</p>		<p>Finger Strap for Low Temperature Back of Hand Mount, X-LARGE size - for Four Fingers (pack of 10)</p>	<ul style="list-style-type: none"> ▶ Alternate finger strap that can be used with the Back of Hand Mount for Low Temperature Operations (SG-RS5X6-BHMTX-01). ▶ This finger strap size is typically used when wearing the finger trigger on four fingers in mittens. It is designed to wrap around the entire hand. ▶ Length of strap is 14.5" 	
<p>Soft Goods - Enterprise Hand Mount Configuration</p> 				
Part Number	Picture	Description	Notes	Required Items

<p>SG-RS5X6-HNMT-01</p>		<p>Enterprise Hand Mount Adapter</p>	<ul style="list-style-type: none"> ▶ Adapter allows RS6100 to be worn on the back of hand ▶ Does not include Back of Hand Wrap 	<ul style="list-style-type: none"> ▶ Hand Wrap for Enterprise Hand Mount Adapter (SG-WEAR-HNWPxx-01) 								
<p>Right Hand wrap SG-WEAR-HNWPRL-01 (Large size)</p> <p>SG-WEAR-HNWPRL-01 (Medium size)</p> <p>SG-WEAR-HNWPRL-01 (Small size)</p> <p>Left Hand wrap SG-WEAR-HNWPRL-01 (Large size)</p> <p>SG-WEAR-HNWPRL-01 (Medium size)</p> <p>SG-WEAR-HNWPRL-01 (Small size)</p>		<p>Hand Wrap for Enterprise Hand Mount Adapter</p>	<ul style="list-style-type: none"> ▶ Fabric hand wrap for RS6100 units configured for Enterprise Hand Mount use. ▶ Color of stitching on Hand Wrap indicates size: Blue = Large Black = Medium White = Small ▶ For suggested sizing measure user's Hand Breadth (HB) - see diagram <table border="1" data-bbox="878 974 1195 1073"> <thead> <tr> <th>Hand Breadth</th> <th>Suggested Size</th> </tr> </thead> <tbody> <tr> <td>57-80 mm</td> <td>Small</td> </tr> <tr> <td>72-97 mm</td> <td>Medium</td> </tr> <tr> <td>85-110 mm</td> <td>Large</td> </tr> </tbody> </table> ▶ Large size typically accommodates a large hand with gloves, excluding thick or freezer gloves. ▶ NOTE: Hand Wrap is identical to RS5100 Hand Wrap for Enterprise Hand Mount and can be freely interchanged (i.e. SG-WEAR-HNWPRL-01 is the same as SG-RS5100-HNWPRL-01) 	Hand Breadth	Suggested Size	57-80 mm	Small	72-97 mm	Medium	85-110 mm	Large	
Hand Breadth	Suggested Size											
57-80 mm	Small											
72-97 mm	Medium											
85-110 mm	Large											
<p>Soft Goods - Lanyard Mount Configuration</p> 												
<p>Part Number</p>	<p>Picture</p>	<p>Description</p>	<p>Notes</p>	<p>Required Items</p>								

SG-RS5X6-LNYD-01		Trigger Assembly - Lanyard Adapter	<ul style="list-style-type: none"> ▶ Allows RS6100 to be worn around the neck or on hip. ▶ Charge contacts on assembly allow RS6100 to be inserted into 4-Slot Charging ShareCradle. 	Retractor with Magnetic Recoil for Lanyard Adapter (SG-RS51-RLYD1-01)
SG-RS51-RLYD1-01		Retractor with Magnetic Recoil for Lanyard Adapter	<ul style="list-style-type: none"> ▶ Allows RS6100 units with Lanyard Adapter (SG-RS5X6-LNYD-01) to be worn around the neck or hip. 	

Power Cords/Power Supplies

Part Number	Picture	Description	Notes	Required Items
CBL-DC-388A1-01		DC Power Cord	<ul style="list-style-type: none"> ▶ Used along with Power Supply PWR-BGA12V50W0WW to power 4-Slot Cradle and 8-Slot Battery Charger. ▶ Cable length is 1.8 meters 	
PWR-BGA12V50W0WW		Power Supply	<ul style="list-style-type: none"> ▶ Used to power 4-Slot Cradle and 8-Slot Battery Charger. ▶ 100-240 VAC, 12V, 4.16A, 50W ▶ Provides US DOE Level VI compliance for power efficiency. ▶ Replaces PWRS-14000-148R 	<ul style="list-style-type: none"> ▶ DC Line Cord (CBL-DC-388A1-01) ▶ AC Line Cord (23844-00-00R or country specific version)

KIT-PWR-12V50W		Power Supply Kit	<ul style="list-style-type: none"> ► Includes Power Supply (PWR-BGA12V50W0WW) and DC Line Cord (CBL-DC-388A1-01) 	<ul style="list-style-type: none"> ► AC Line Cord (23844-00-00R or country specific version)
CBL-DC-381A1-01		DC Power Cord	<ul style="list-style-type: none"> ► Used to power 20-Slot ShareCradle or 40-Slot Battery Charger when using Level VI Efficiency power supply (PWR-BGA12V108W0WW) 	
CBL-DC-382A1-01		DC Power Cord	<ul style="list-style-type: none"> ► Used with Power Supply PWR-BGA12V108W0WW to power 20-Slot ShareCradle or 40-Slot Battery Charger ► This cable includes a black extension release latch/clip that is needed when powering legacy non-ShareCradle design multi-slot cradles. This cable can be used instead of CBL-DC-381A1-01, if needed. ► CBL-DC-381A1-01 is the preferred cable to use. 	
PWR-BGA12V108W0WW		Power Supply	<ul style="list-style-type: none"> ► Used to power 20-Slot ShareCradle or 40-Slot Battery Charger ► 100-240 VAC, 12V, 9A, 108W ► Provides US DOE Level VI compliance for power efficiency. ► Replaces PWRS-14000-241R 	<ul style="list-style-type: none"> ► DC Line Cord (CBL-DC-381A1-01) ► AC Line Cord (23844-00-00R or country specific version)
23844-00-00R		AC Line Cord	<ul style="list-style-type: none"> ► This AC Line Cord is for use in North America. See the AC Line Cords by Country TAG for comparable line cords to use in other countries. 	
PWR-WUA5V12W0US (US plug style) PWR-WUA5V12W0GB (UK plug style) PWR-WUA5V12W0EU (EU plug style) PWR-WUA5V12W0AU (Australia plug style) PWR-WUA5V12W0CN (China plug style) PWR-WUA5V12W0IN (India plug style) PWR-WUA5V12W0KR (Korea plug style) PWR-WUA5V12W0BR (Brazil plug style) PWR-WUA5V12W0LA (Argentina/Chile/Mexico plug styles)		USB Power Supply	<ul style="list-style-type: none"> ► Used with USB-C Cable to provide a lower cost charging solution than using a Cradle. ► Provides higher current (2.5A) for faster charging ► 100-240 VAC, 5 V, 2.5 A 	<ul style="list-style-type: none"> ► USB-C Cable (CBL-TC5X-USBC2A-01) or (CBL-TC2X-USBC-01)

Batteries and Coded Power Adapters

Part Number	Picture	Description	Notes	Required Items
-------------	---------	-------------	-------	----------------

<p>BTRY-RS51-4MA-01 (single)</p> <p>BTRY-RS51-4MA-10 (10 pack)</p> <p>BTRY-RS51-4MA-02 (for use in India)(single battery)</p>		<p>Spare Standard Capacity Battery with PowerPrecision+ (480 mAh)</p> 	<ul style="list-style-type: none"> ▶ Provides 10 hours run time at high scan rate (16+ scans/min) while operating at room temperature. 	
<p>BTRY-RS51-7MA-01 (single)</p> <p>BTRY-RS51-7MA-10 (10 pack)</p> <p>BTRY-RS51-7MA-02 (for use in India and South Korea) (single battery)</p>		<p>Spare Extended Capacity Battery with PowerPrecision+ (735 mAh)</p> 	<ul style="list-style-type: none"> ▶ Provides 14 hours run time at high scan rate (16+ scans/min) while operating at room temperature. ▶ Provides 8 hours run time at high scan rate (16+ scans/min) while operating in cold temperatures (-4°F/-20°C). ▶ Note: When operating at temperatures below -4°F/-20°C the RS6100's scan timeout will be reduced from 4 seconds to 1 second. 	
<p>CBL-RS5X6-ADPWT-01</p>		<p>Corded Adapter / Battery Eliminator for WT6000 series</p> 	<ul style="list-style-type: none"> ▶ Adapter acts as a battery eliminator and allows RS6100 to be powered directly from the WT6000 or WT6300. ▶ May provide simpler back room operations by not requiring separate battery charging hardware for the RS6100. May also prevent loss/misplacement of RS6100 by having it tethered to the WT6X. ▶ Adapter only provides power to scanner. Scanner communicates to the WT6X device via Bluetooth. 	
<p>CBL-RS5X6-ADPTC-01</p>		<p>Corded Adapter / Battery Eliminator with USB-C connector</p>	<ul style="list-style-type: none"> ▶ Adapter acts as a battery eliminator and allows RS6100 to be powered directly from devices with USB-C ports. This includes the TC21/TC26 and TC53/TC58 when they are used as a wearable device with their Arm Mount accessory. ▶ May provide simpler back room operations by not requiring separate battery charging hardware for the RS6100. May also prevent loss/misplacement of RS6100 by having it tethered to the host device. ▶ Adapter only provides power to scanner. Scanner communicates to the host device via Bluetooth. 	